

Dehumidifier Recusorb **DR-31 T10**





Dehumidifying capacity at 20°C / 60%RH

1.6 kg/h

Dry air flow


310 m³/h

- Washable rotor
- No desiccant carry-over
- Stainless steel chassis
- Self-regulating heater
- Easy to maintain
- Long lifetime



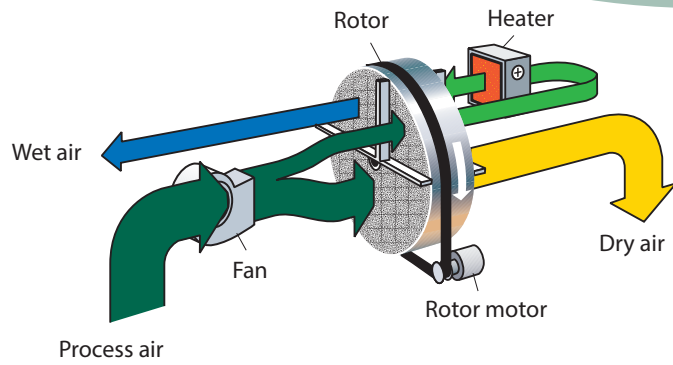
Section of a dehumidifier rotor from Seibu Giken. The high number of channels means that moisture is adsorbed with extra efficiency.

World leaders in dehumidification.



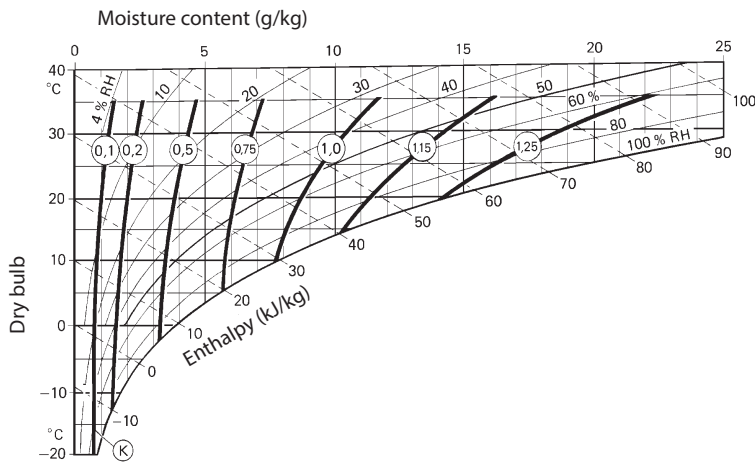
TECHNICAL DATA

Dehumidifier model	DR-31 T10
Nominal capacity ¹ (kg/h)	1.6
Dry air flow ² (m ³ /h)	310
Static pressure at disposal (Pa)	350
Wet air flow ³ (m ³ /h)	110
Heater current ⁴ (A)	8
Maximum electric consumption (kW)	2.1
Supply fuse 230V / 50Hz (A)	10
Weight (kg)	28



1. Valid for inlet conditions 20°C/60%RH. For other inlet conditions the capacity can be calculated by using the correction factor from the diagram shown below.
2. Volume flow for density 1.20 kg/m³.
3. Volume flow for density 1.20 kg/m³. Free blowing.
4. The design of the PTC heater enables the power to be regulated by controlling the wet air flow.

CORRECTION DIAGRAM



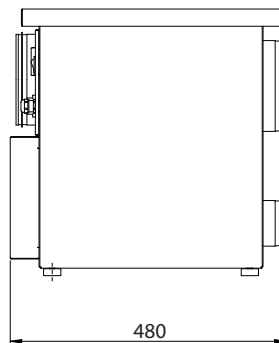
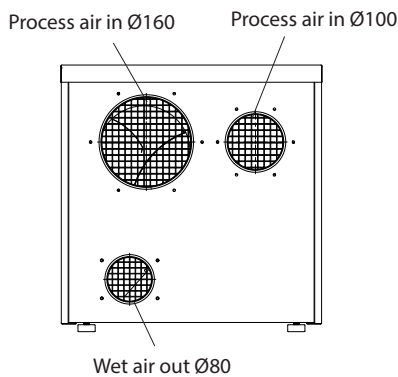
The temperature of the dry air at nominal air flows is calculated by:

$$t_{out} = t_{in} + (K \times 17) + 3$$

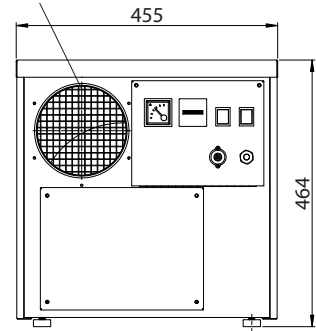
The dehumidifying capacity is estimated as the nominal capacity from above, multiplied by factor K from the correction diagram.

DIMENSIONS

Subject to change without notice. Download installation drawing at www.dst-sg.com



Dry air out Ø160



[mm]

Updated 19.01



Sweden | +46 8 445 77 20
info@dst-sg.com | www.dst-sg.com