

Dehumidifier Recusorb **DR-010B**



Dehumidifying capacity at 20°C / 60%RH

0.5 kg/h

Dry air flow


190 m³/h

- Washable rotor
- No desiccant carry-over
- Stainless steel chassis
- Self-regulating heater
- Easy to maintain
- Long lifetime



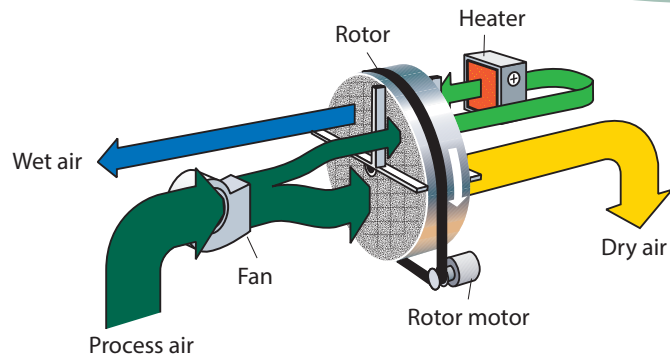
Section of a dehumidifier rotor from Seibu Giken. The high number of channels means that moisture is adsorbed with extra efficiency.

World leaders in dehumidification.



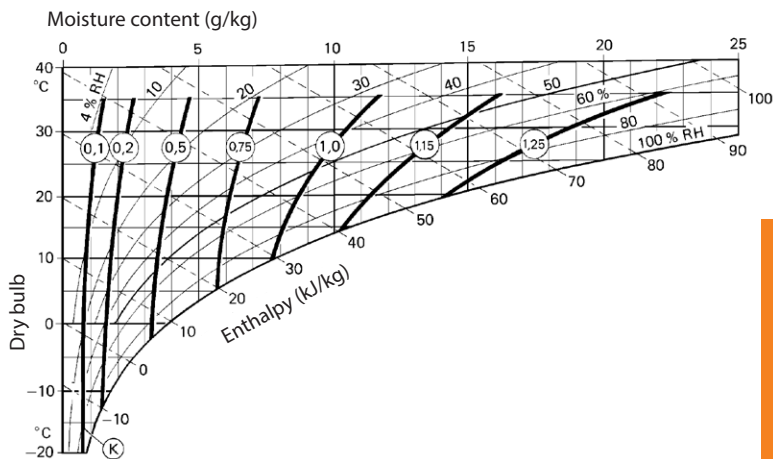
TECHNICAL DATA

Dehumidifier model	DR-010B
Nominal capacity ¹ (kg/h)	0.5
Dry air flow ² (m ³ /h)	190
Wet air flow ² (m ³ /h)	40
Heater current ³ (A)	3
Total power (kW)	0.8
Supply fuse 230V / 50Hz (A)	10
Weight (kg)	12



1. Valid for inlet conditions 20°C/60%RH. For other inlet conditions the capacity can be calculated by using the correction factor from the diagram shown below.
2. Volume flow for density 1.20 kg/m³. Free blowing.
3. The design of the PTC heater enables the power to be regulated by controlling the wet air flow.

CORRECTION DIAGRAM



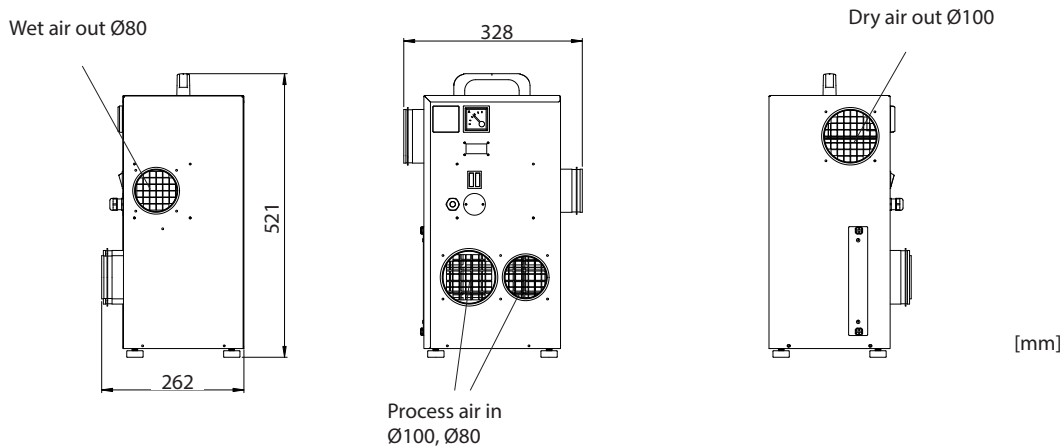
The temperature of the dry air at nominal air flows is calculated by:

$$t_{out} = t_{in} + ((K) \times 4) + 3$$

The dehumidifying capacity is estimated as the nominal capacity from above, multiplied by factor (K) from the correction diagram.

DIMENSIONS

Subject to change without notice. Download installation drawing a www.dst-sg.com



Updated 18.12



Sweden | +46 8 445 77 20
info@dst-sg.com | www.dst-sg.com