

Dehumidifier Consorb CZ-82,-102 HW

DST 

Dehumidifying capacity at 20°C / 60%RH

19 - 50 kg/h

Dry air flow

3200 - 7200 m³/h

- Washable rotor
- No desiccant carry-over
- Suitable for high ambient water contents
- Long lifetime
- Hot water regeneration

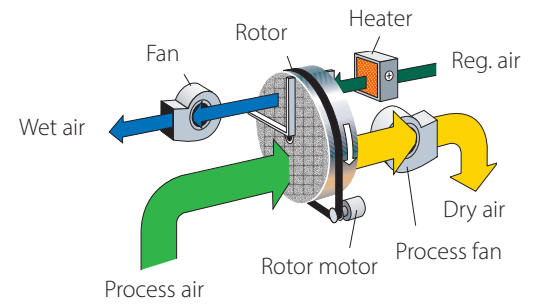


Section of a dehumidifier rotor from Seibu Giken. The high number of channels means that moisture is adsorbed with extra efficiency.

World leaders in dehumidification.

TECHNICAL DATA

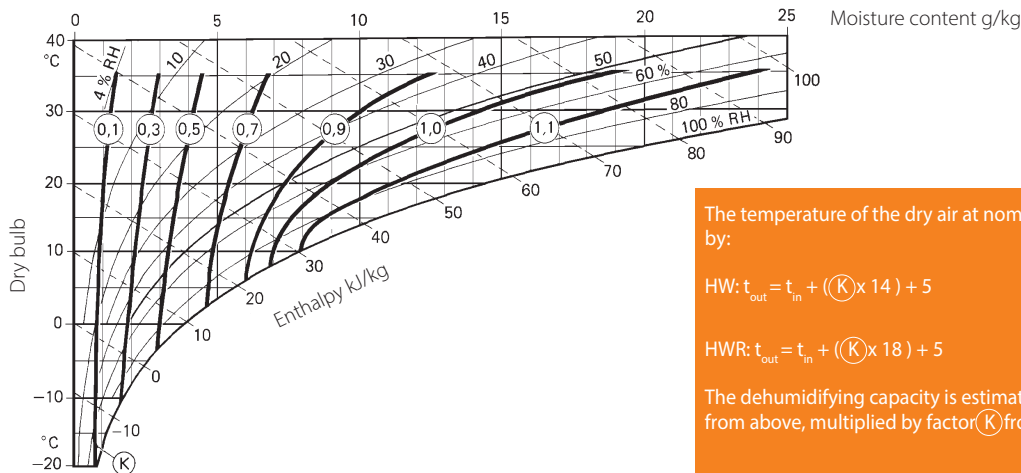
Dehumidifier model	CZ-82HW	CZ-102HW	CZ-82HWR 60-40	CZ-102HWR 60-40
Nominal capacity ¹ (kg/h)	19	36	23	50
Dry air flow ² (m ³ /h)	3200	7200	3200	7200
at static pressure (Pa)	200	200	200	200
Wet air flow ² (m ³ /h)	1600	3000	1600	3000
at static pressure (Pa)	200	200	200	200
Electric heater power (kW)	0	0	30	60
Total power (kW)	4.5	9.5	34.5	69.5
Supply fuse 3x400V 50Hz (A)	16	25	50	100
Hot water heater 80°C/60°C (kW)	30	56	30	56
Weight (kg)	600	800	850	900



¹ Valid for inlet conditions 20°C/60%RH.
For other inlet conditions the capacity can be calculated by using the diagram shown below.

² Volume flow for density 1.20 kg/m³.

CORRECTION DIAGRAM



The temperature of the dry air at nominal air flows is calculated by:

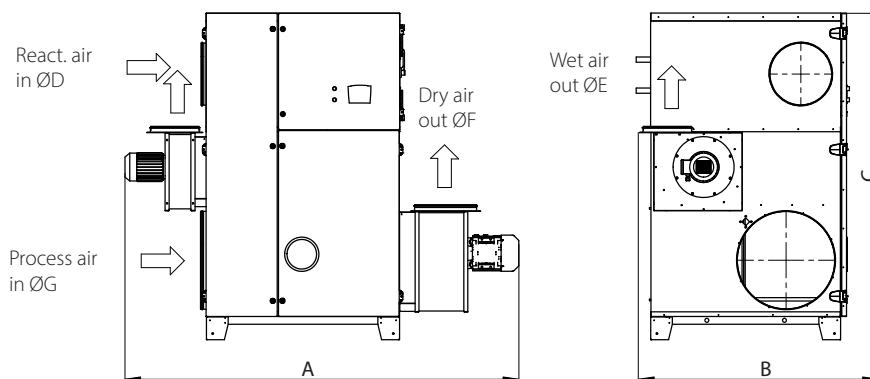
$$HW: t_{out} = t_{in} + (K \times 14) + 5$$

$$HWR: t_{out} = t_{in} + (K \times 18) + 5$$

The dehumidifying capacity is estimated as the nominal capacity from above, multiplied by factor K from the correction diagram.

DIMENSIONS

Subject to change without notice. Download installation drawing at www.dst-sg.com



	CZ 82	102	102L	104
A	2370	2510	2551	2890
B	1065	1375	1375	1265
C	1905	2105	2105	2105
D	Ø250	Ø400	Ø400	Ø400
E	Ø160	Ø315	Ø315	Ø315
F	Ø400	Ø400	400x940	350x840
G	Ø400	Ø630	Ø630	Ø630

Updated 18.12



Sweden | +46 8 445 77 20
info@dst-sg.com | www.dst-sg.com